



Goresbrook School
The best in everyone™
Part of United Learning

Jigsaw: Sex and Relationships Education

Year 1



Why teach SRE?

- + To protect our young children against exploitation
- + To ensure only correct information is shared in a safe, secure and sensitive way
- + Start of puberty much younger
- + Ensure children are not misinformed
- + Safety on the internet



Why Jigsaw?

- + Provides lessons that promote engagement between students
- + Encourages varied teaching strategies to accommodate the different learning styles in the classroom
- + Gradual build up of information and knowledge
- + Age appropriate
- + Not explicit



Government guidance

'Today's children and young people are growing up in an increasingly complex world and living their lives seamlessly on and offline. This presents many positive and exciting opportunities, but also challenges and risks. In this environment, children and young people need to know how to be safe and healthy, and how to manage their academic, personal and social lives in a positive way. In primary schools, we want the subjects to put in place the key building blocks of healthy, respectful relationships, focusing on family and friendships, in all contexts, including online.'

'We are clear that parents and carers are the prime educators for children on many of these matters. Schools complement and reinforce this role.'

(Relationships Education, Relationships and Sex Education (RSE) and Health Education, 2019)



Your concerns regarding SRE

My children are too young to learn about sex and sexual relationships

- + Gradual build up of information and knowledge
- + Always age appropriate and not explicit
- + Helps to protect children from exploitation
- + Based on the emotions of growing up, puberty and respecting our bodies



Your concerns regarding SRE

It is not in my culture.

- + Within all of our cultures, it is important to support our child's physical, emotional and moral development
- + Jigsaw helps them to understand themselves, respect others and form and sustain positive and healthy relationships



What can SRE do for your children?

To enable young people to understand and respect their bodies, and be able to cope with the changes puberty brings (without fear)

To help young people develop positive and healthy relationships appropriate to their age, development, etc. (respect for self and others)

To support young people to have positive self-image and body image, and to understand the influences and pressures around them

To make informed choices when considering any age-appropriate relationship, to keep themselves safe



What is the difference between KS 1 Science and PSHE/SRE?

Science

- + Identify, name, draw and label the basic parts of the human body and say which part is associated with each sense
- + Notice that animals, including humans, have offspring which grow into adults

PSHE/SRE

- + Names for main parts of the body (including external genitalia)
- + Similarities and difference between boys and girls
- + How to maintain physical, mental and emotional health and well-being
- + How to manage risks to physical and emotional health and well-being
- + Ways of keeping physically and emotionally safe
- + Managing change, transition and loss
- + How to make informed choices about health and well-being and to recognise sources of help




SRE in Year 1

- + Recognise bullying and how to deal with it
- + Celebrating difference between people
- + Making new friends
- + Belonging to a family
- + Being a good friend
- + Physical contact preferences
- + People who help us
- + Qualities as a friend and person
- + Life cycles- animal and human
- + Celebrating people who are special to me
- + Identifying changes in my body since being a baby
- + Identifying differences between female and male bodies. (Correct terminology used in discussions: penis, vagina, testicles and vulva.)
- + Respecting my body and understanding which parts are private



Weekly Celebration	Pieces	PSHE learning intention	Social and emotional development learning intention	Resources
Understand that everyone is unique and special	1. Life cycles	I am starting to understand the life cycles of animals and humans	I understand that changes happen as we grow and that this is OK	Jigsaw Jack, Find your pair cards, Jigsaw Chime, 'Calm Me' script, Jigsaw Song: A New Day, Teacher's photos:, series of photos from baby to adult, YouTube clip of frog's lifecycle (teacher to source), Life cycle cards, Jigsaw Journals, My Jigsaw Learning, Jigsaw Jerrie Cat.
Can express how they feel when change happens	2. Changing Me	I can tell you some things about me that have changed and some things about me that have stayed the same	I know that changes are OK and that sometimes they will happen whether I want them to or not	Jigsaw Chime, 'Calm Me' script, Jigsaw Jack, Life cycle cards, Paper for concertina booklets, Jigsaw Journals, My Jigsaw Learning, Jigsaw Jerrie Cat.
Understand and respect the changes that they see in themselves	3. My Changing Body	I can tell you how my body has changed since I was a baby	I understand that growing up is natural and that everybody grows at different rates	Jigsaw Chime, 'Calm Me' script, Jigsaw Song: 'A New Day', Jigsaw Jack, Baby photo of the teacher, Baby photos brought in by the children in a box, Jigsaw Journals, My Jigsaw Learning, Jigsaw Jerrie Cat.
Understand and respect the changes that they see in other people	4. Boys' and Girls' Bodies	I can identify the parts of the body that make boys different to girls and can use the correct names for these: penis, testicles, vagina, vulva, anus	I respect my body and understand which parts are private	Jigsaw Jack, Jigsaw Chime, 'Calm Me' script, Male/female animal PowerPoint, PE hoops or flipchart paper, Body parts cards, PowerPoint of body parts, Jigsaw Journals, My Jigsaw Learning, Jigsaw Jerrie Cat.
Know who to ask for help if they are worried about change	5. Learning and Growing Puzzle Outcome: Piece 5 Flowers	I understand that every time I learn something new I change a little bit	I enjoy learning new things	Jigsaw Song: 'A New Day', Jigsaw Jack, Jigsaw Chime, 'Calm Me' script, Picture cards, Flower shape and petals for flipchart, Flower templates, Jigsaw Journals, My Jigsaw Learning, Jigsaw Jerrie Cat.
Are looking forward to change	6. Coping with Changes Assessment Opportunity ★	I can tell you about changes that have happened in my life	I know some ways to cope with changes	Jigsaw Chime, 'Calm Me' script, Story and PowerPoint: 'All change for Jack', Jigsaw Jack, Bag of items for Changes Game e.g. baby item, a piece of school uniform, holiday item, name of next teacher etc., Jigsaw Journals, My Jigsaw Learning, Certificates, Jigsaw Jerrie Cat.



SRE in Year 1

Piece 1:

In groups, Children will be given a set of life cycle cards.

They will have a go at arranging them into the correct order to show stages of growth and the development of each animal.

SRE in Year 1



Piece 2:

With their class teacher, children will discuss the changes they have noticed in themselves from baby, to present day.

SRE in Year 1

Piece 3:

The children bring in pictures of themselves as babies and discuss the changes, in my body, that have happened so far.





SRE in Year 1

Piece 4:

Male or female?

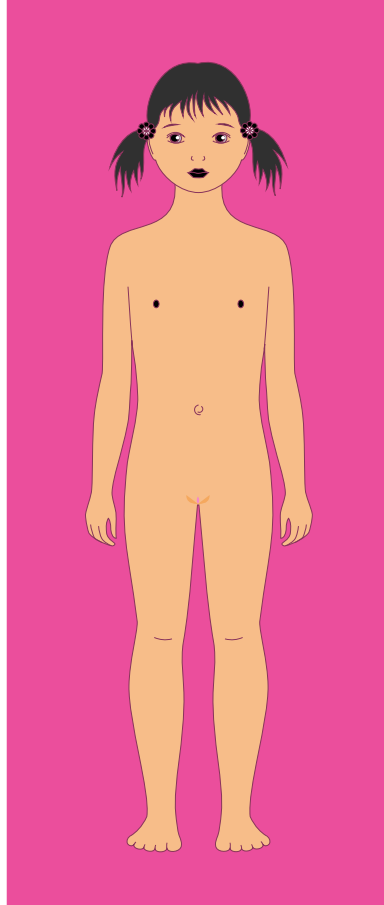
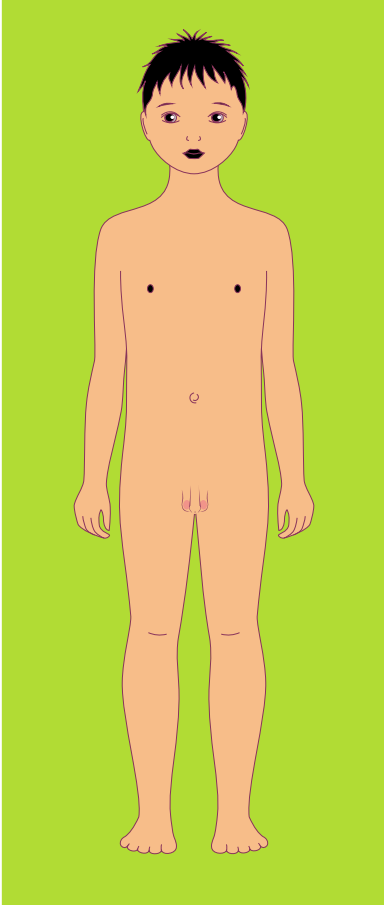


Children look at pictures of various animals, and try to identify which are male, and which are female.

SRE in Year 1

Piece 4:

Male or female?



Children discuss, as a class, parts of the human body that are different for boys or girls. If children do not raise the idea themselves, teacher to discuss how a human's private body parts are different for boys and girls.

Teacher will inform children that private means special and important parts of our body.

They will remind them that their body belongs to them therefore no one has the right to touch their private parts without their permission.

SRE in Year 1

Piece 5:



Change: Children will learn about the skills they develop throughout their childhood. They will think about what they have enjoyed learning about, and why it is important to learn new things.

Walking, talking, writing, dancing etc.


SRE in Year 1

Piece 6:

The children will listen to a story about Jack, a young boy who is feeling very sad because lots of his friends are moving in to new classes after the Summer holidays. The story discusses how these changes make him feel.

The children will be thinking about the things that Jack did in the story to help him cope with those changes.





**Changing Me
Well done!**



.....
Please feel proud that you have learnt to:



.....
I am especially pleased that you:

.....
I am proud that I can:

.....
Signed:..... **Date:**.....

Questions?

