



Goresbrook School
The best in everyone™
Part of United Learning

Jigsaw: Sex and Relationships Education

Year 2



Why teach SRE?

- + To protect our young children against exploitation
- + To ensure only correct information is shared in a safe, secure and sensitive way
- + Start of puberty much younger
- + Ensure children are not misinformed
- + Safety on the internet



Why Jigsaw?

- + Provides lessons that promote engagement between students
- + Encourages varied teaching strategies to accommodate the different learning styles in the classroom
- + Gradual build up of information and knowledge
- + Age appropriate
- + Not explicit



Government guidance

'Today's children and young people are growing up in an increasingly complex world and living their lives seamlessly on and offline. This presents many positive and exciting opportunities, but also challenges and risks. In this environment, children and young people need to know how to be safe and healthy, and how to manage their academic, personal and social lives in a positive way. In primary schools, we want the subjects to put in place the key building blocks of healthy, respectful relationships, focusing on family and friendships, in all contexts, including online.'

'We are clear that parents and carers are the prime educators for children on many of these matters. Schools complement and reinforce this role.'

(Relationships Education, Relationships and Sex Education (RSE) and Health Education, 2019)



Your concerns regarding SRE

My children are too young to learn about sex and sexual relationships

- + Gradual build up of information and knowledge
- + Always age appropriate and not explicit
- + Helps to protect children from exploitation
- + Based on the emotions of growing up, puberty and respecting our bodies



Your concerns regarding SRE

It is not in my culture.

- + Within all of our cultures, it is important to support our child's physical, emotional and moral development
- + Jigsaw helps them to understand themselves, respect others and form and sustain positive and healthy relationships



What can SRE do for your children?

To enable young people to understand and respect their bodies, and be able to cope with the changes puberty brings (without fear)

To help young people develop positive and healthy relationships appropriate to their age, development, etc. (respect for self and others)

To support young people to have positive self-image and body image, and to understand the influences and pressures around them

To make informed choices when considering any age-appropriate relationship, to keep themselves safe



What is the difference between KS 1 Science and PSHE/SRE?

Science

- + Identify, name, draw and label the basic parts of the human body and say which part is associated with each sense
- + Notice that animals, including humans, have offspring which grow into adults

PSHE/SRE

- + Names for main parts of the body (including external genitalia)
- + Similarities and difference between boys and girls
- + How to maintain physical, mental and emotional health and well-being
- + How to manage risks to physical and emotional health and well-being
- + Ways of keeping physically and emotionally safe
- + Managing change, transition and loss
- + How to make informed choices about health and well-being and to recognise sources of help




SRE in Year 2

- + Assumption and stereotypes about gender
- + Understanding bullying
- + Standing up for self and others
- + Making new friends
- + Gender diversity
- + Celebrating difference and remaining friends
- + Learning with others
- + Group co-operation
- + Different types of family
- + Physical contact boundaries
- + Friendship and conflict
- + Secrets (Including those that might worry us.)
- + Trust and appreciation
- + Expressing appreciation for special relationships
- + Life cycles in nature
- + Growing from old to young
- + Recognise the physical differences in female and male bodies
- + Can use the correct names (penis, vagina, testicles and vulva) for the parts of the body and appreciate that some parts of my body are private.
- + Express likes and dislikes about being male/female



Weekly Celebration	Pieces	PSHE learning intention	Social and emotional development learning intention	Resources
Understand that everyone is unique and special	1. Life Cycles in Nature	I can recognise cycles of life in nature	I understand there are some changes that are outside my control and can recognise how I feel about this	Find your pair cards, Jigsaw Jo, Jigsaw Chime, 'Calm Me' script, PowerPoint slides of seasonal changes , PowerPoint of lifecycle images, Jigsaw Journals, My Jigsaw Learning, Jigsaw Jerrie Cat.
Can express how they feel when change happens	2. Growing from Young to Old	I can tell you about the natural process of growing from young to old and understand that this is not in my control	I can identify people I respect who are older than me	Jigsaw Chime, 'Calm Me' script, Jigsaw Jo, PowerPoint - young to old, Photos from home, Card leaf templates A4 size - one per child, Jigsaw Journals, My Jigsaw Learning, Jigsaw Jerrie Cat.
Understand and respect the changes that they see in themselves	3. The Changing Me	I can recognise how my body has changed since I was a baby and where I am on the continuum from young to old	I feel proud about becoming more independent	Jigsaw Jo, Jigsaw Chime, 'Calm Me' script, Timeline labels: Baby, Toddler, Child, Teenager, Adult, A box or bag of collected items to represent different stages of growing up (see below for details), Timeline template, Jigsaw Journals, My Jigsaw Learning, Jigsaw Jerrie Cat.
Understand and respect the changes that they see in other people	4. Boys' and Girls' Bodies	I can recognise the physical differences between boys and girls, use the correct names for parts of the body (penis, anus, testicles, vagina, vulva) and appreciate that some parts of my body are private	I can tell you what I like/don't like about being a boy/girl	Jigsaw Jo, Jigsaw Chime, 'Calm Me' script, Body parts cards (2 sets so you have duplicates of some cards), A bag or laundry-type basket containing a collection of girls' and boys' clothes including underwear and swim suits, Flip chart, Jigsaw Journals, My Jigsaw Learning, Jigsaw Jerrie Cat.
Know who to ask for help if they are worried about change	5. Assertiveness	I understand there are different types of touch and can tell you which ones I like and don't like	I am confident to say what I like and don't like and can ask for help	Jigsaw Chime, 'Calm Me' script, Jigsaw Jo, Feely bag 1 (containing e.g. pebble, sandpaper, Playdoh, fur, velvet, pine cone, plastic dinosaur toy and any other suitable objects), Feely bag 2 (containing soft material like velvet, satin or silk, a soft toy) Poem: 'What about you?', Jigsaw Journals, My Jigsaw Learning, Jigsaw Jerrie Cat.
Are looking forward to change	6. Looking Ahead Assessment Opportunity ★	I can identify what I am looking forward to when I move to my next class	I can start to think about changes I will make when I am in Year 3 and know how to go about this	Jigsaw Jo, Jigsaw Chime, 'Calm Me' script, Card leaf templates on A4, PowerPoint slide of leaf mobile instructions, Jigsaw Journals, My Jigsaw Learning, Certificates, Jigsaw Jerrie Cat.



SRE in Year 2

Piece 1:

In groups, Children will discuss life cycles of different living things.

SRE in Year 2



Piece 2:

Children will learn about the natural process of growing from young to old and understand that this is not in your control.

They will identify people they respect who are older than you.

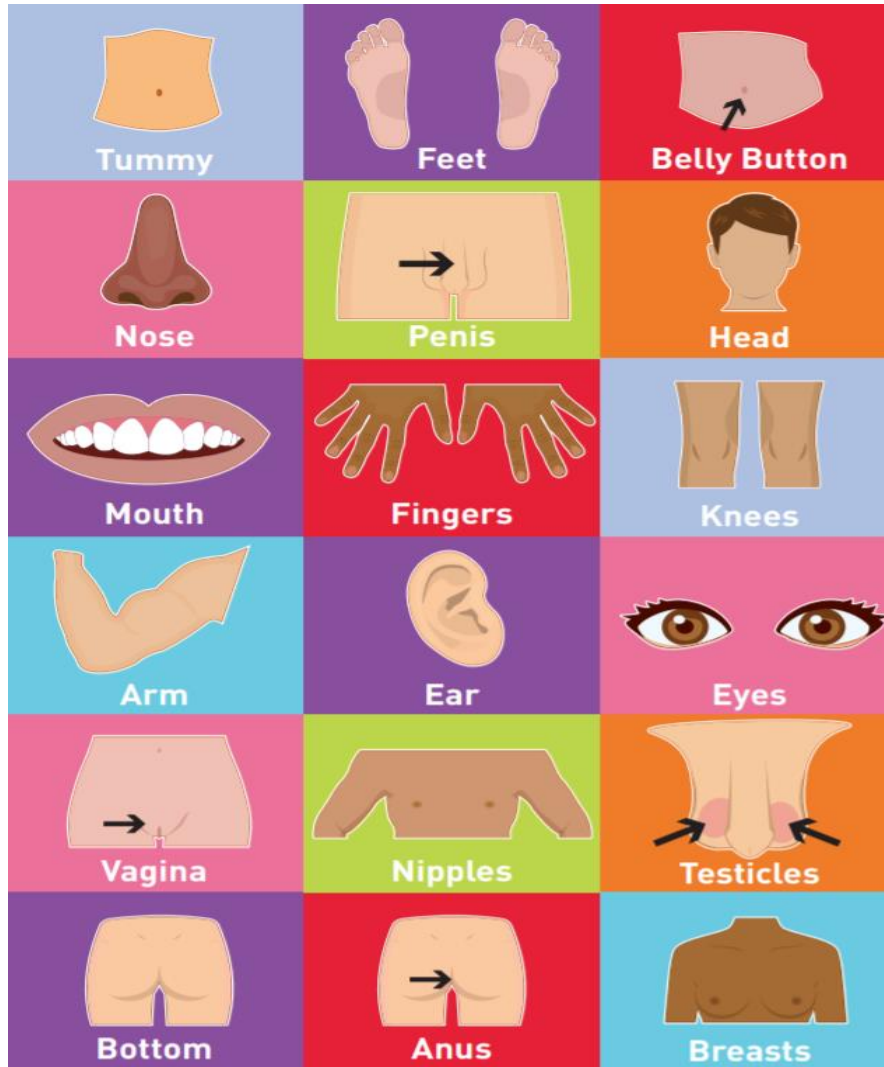


SRE in Year 2

Piece 3:

Children will learn to recognise how their body has changed since they were a baby and where they are on the continuum from young to old.

They will learn that it is important for them to feel proud about becoming more independent.



SRE in Year 2

Piece 4:

The children will learn to recognise the physical differences between boys and girls, use the correct names for parts of the body (penis, testicles, vagina, vulva, anus) and appreciate that some parts of their body are private.

The children will share what they like/don't like about being a boy/girl. (Some concern raised by parents- to be discussed further with CTs.)



SRE in Year 2

Piece 5:

Children will learn to understand there are different types of touch and tell you which ones they like and don't like. (Using feely bags involving different textures)

Children to make a child-led list of times they touch others: hugs, holding hands, tickling, pushing people etc.

Children to discuss certain what they might do if someone touches them in a way they do not like.

They will learn to be confident in saying what you like and don't like and ask for help.






One side of your leaf write or draw:

- One thing you like about being who you are
- One thing you are looking forward to about getting older
- One thing you would like to change next year and how to do it

On the other side of the leaf:

- Explain how you feel about getting older and facing new changes

© Jigsaw PSHE Ltd



SRE in Year 2

Piece 6:

The children will learn to identify what they are looking forward to when they move to their next class.

The children will start thinking about changes that they will make in their next year at school and know how to go about this.



Changing Me
Well done!

.....
Please feel proud that you have learnt to:

.....
I am especially pleased that you:

.....
I am proud that I can:

Signed: **Date:**

Questions?

